

## School vs. Database

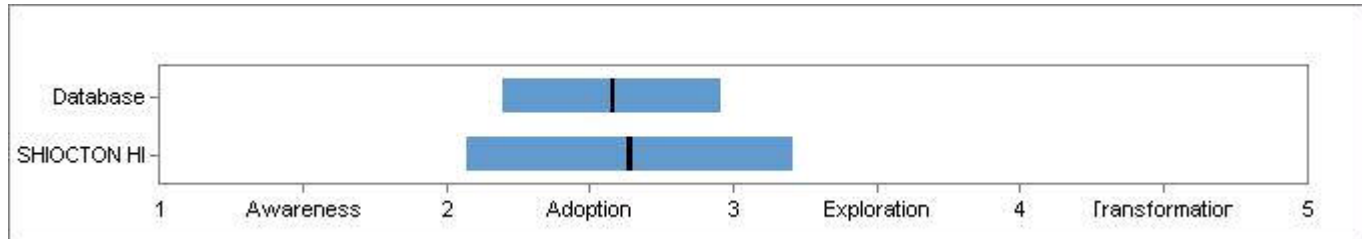
**School:** SHIOCTON HI

**District:** SHIOCTON

**City:** SHIOCTON **State:** WI - Wisconsin

**Survey Dates:** Feb 1 2007 through Feb 28 2007

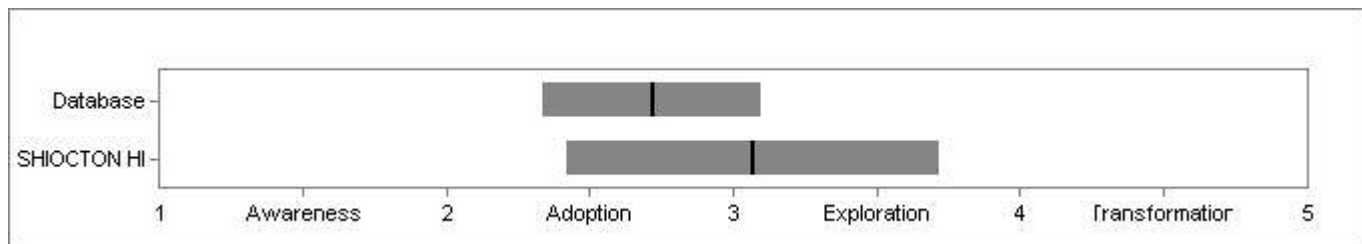
**Condition:** Forward-Thinking, Shared Vision



**Database:** Mean = 2.58    Variation = 0.38

**SHIOCTON HI:** Mean = 2.64    Variation = 0.57

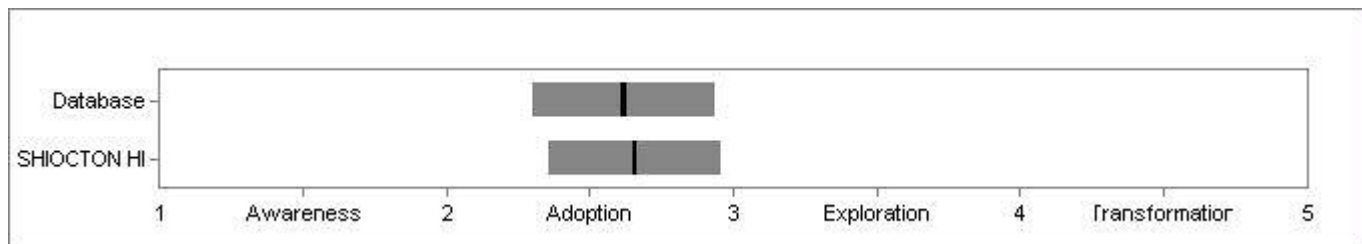
**Indicator:** Digital-Age Vision for Learners



**Database:** Mean = 2.72    Variation = 0.38

**SHIOCTON HI:** Mean = 3.07    Variation = 0.65

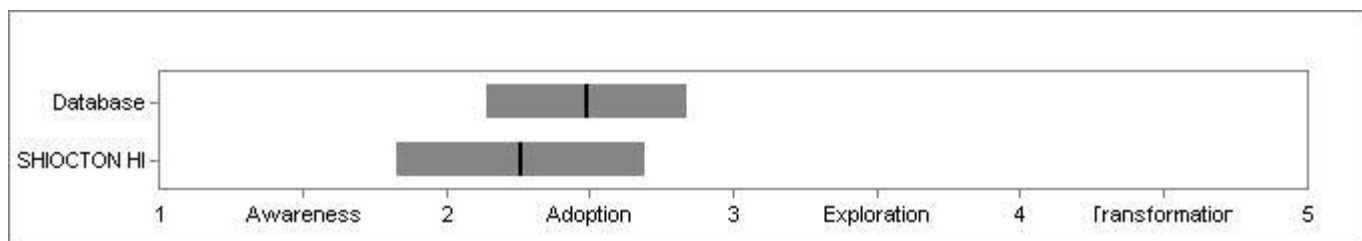
**Indicator:** Sound Base in Research and Best Practices



**Database:** Mean = 2.62    Variation = 0.32

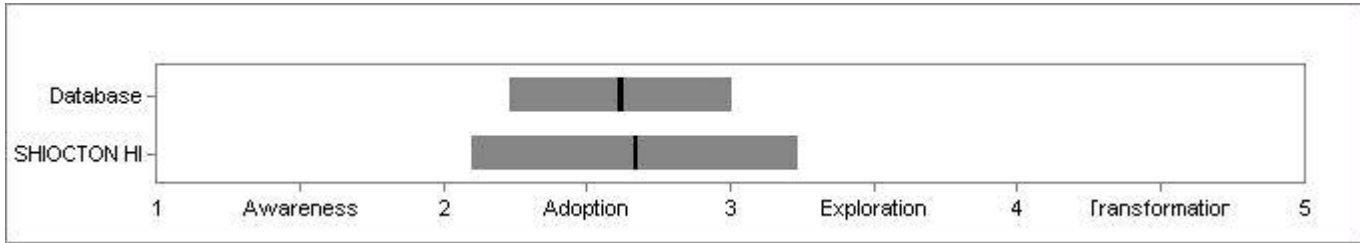
**SHIOCTON HI:** Mean = 2.66    Variation = 0.3

**Indicator:** Community Linkages



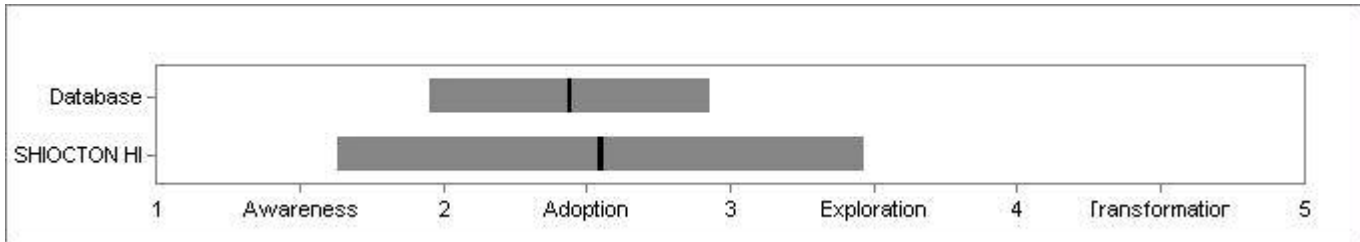
**Database:** Mean = 2.49    Variation = 0.35  
**SHIOCTON HI:** Mean = 2.26    Variation = 0.43

**Indicator: Stakeholder Commitment**



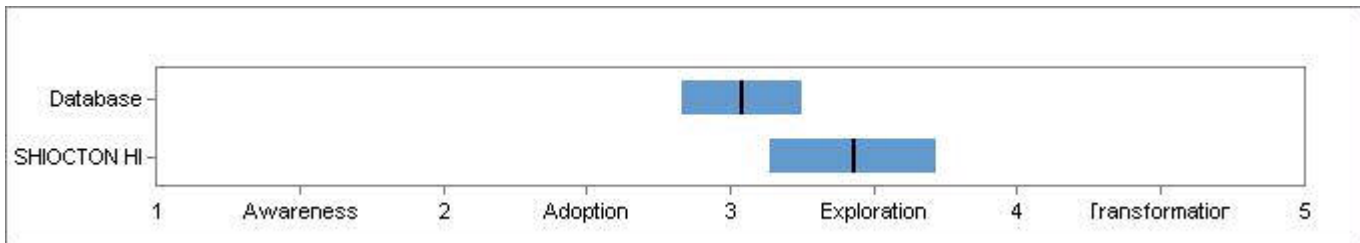
**Database:** Mean = 2.62    Variation = 0.39  
**SHIOCTON HI:** Mean = 2.67    Variation = 0.57

**Indicator: Communication**



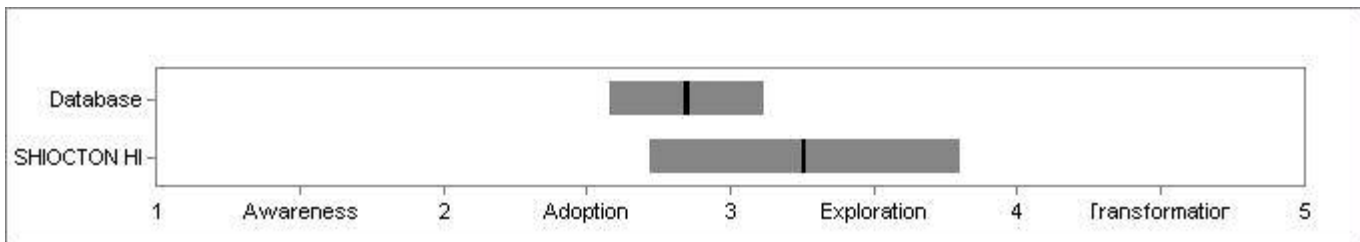
**Database:** Mean = 2.44    Variation = 0.49  
**SHIOCTON HI:** Mean = 2.55    Variation = 0.92

**Condition: Effective Teaching and Learning Practice**



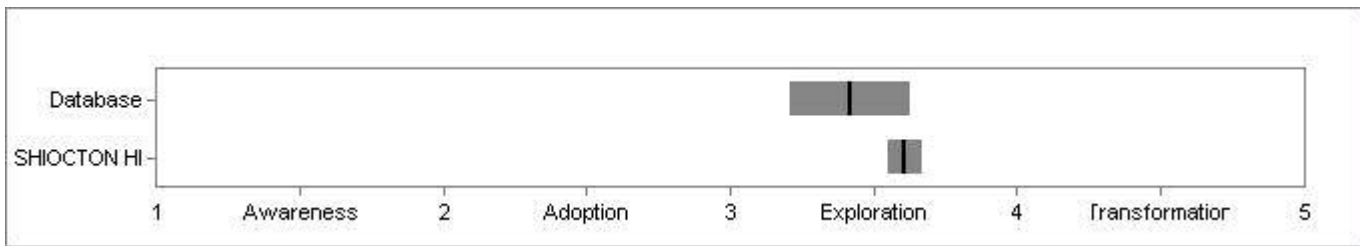
**Database:** Mean = 3.04    Variation = 0.21  
**SHIOCTON HI:** Mean = 3.43    Variation = 0.29

**Indicator: Learning Environment**



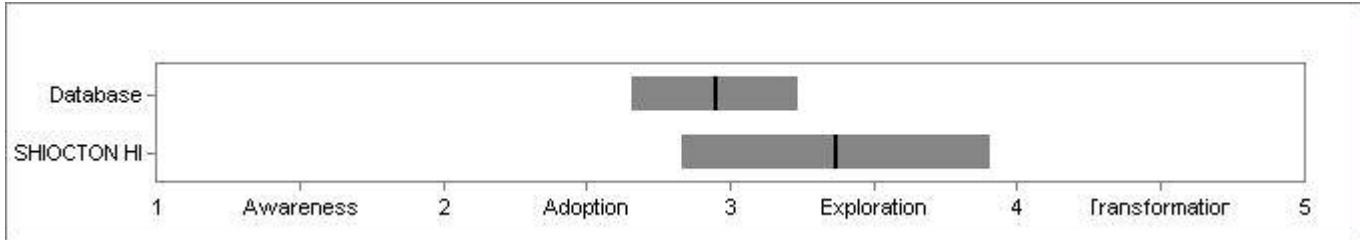
**Database:** Mean = 2.85    Variation = 0.27  
**SHIOCTON HI:** Mean = 3.26    Variation = 0.54

**Indicator: Alignment To the Vision**



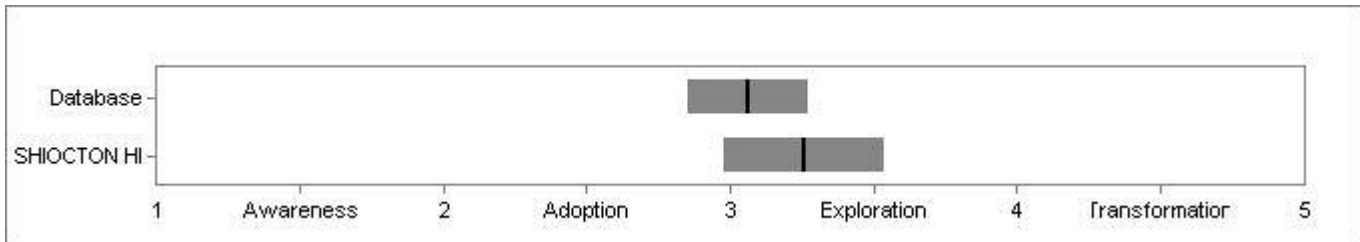
**Database:** Mean = 3.42    Variation = 0.21  
**SHIOCTON HI:** Mean = 3.61    Variation = 0.06

**Indicator: Relevance**




**Database:** Mean = 2.95    Variation = 0.29  
**SHIOCTON HI:** Mean = 3.37    Variation = 0.54

**Indicator: Range of Use**



**Database:** Mean = 3.06    Variation = 0.21  
**SHIOCTON HI:** Mean = 3.26    Variation = 0.28

**Indicator: Sound Base in Research and Best Practices**



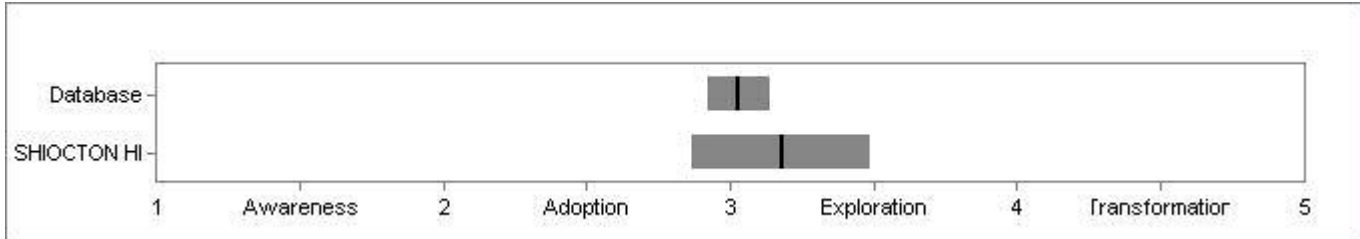
**Database:** Mean = 2.91    Variation = 0.01  
**SHIOCTON HI:** Mean = 3.67    Variation = 0.01

**Condition: Educator Proficiency**




**Database:** Mean = 3    Variation = 0.1  
**SHIOCTON HI:** Mean = 3.11    Variation = 0.16

**Indicator: Cultivation of Digital-Age Skills and Processes**



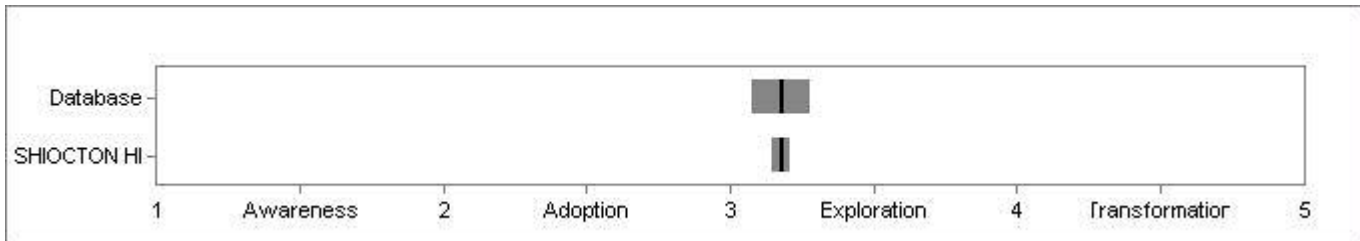
**Database:** Mean = 3.03    Variation = 0.11  
**SHIOCTON HI:** Mean = 3.18    Variation = 0.31

**Indicator: Planning and Design**




**Database:** Mean = 2.85    Variation = 0  
**SHIOCTON HI:** Mean = 2.93    Variation = 0

**Indicator: Implementing Technology-Supported Learning**



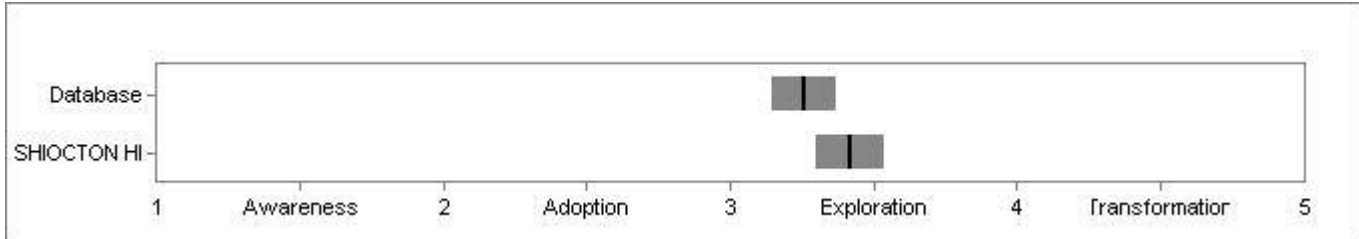
**Database:** Mean = 3.18    Variation = 0.1  
**SHIOCTON HI:** Mean = 3.18    Variation = 0.03

**Indicator: Assessment Literacy**



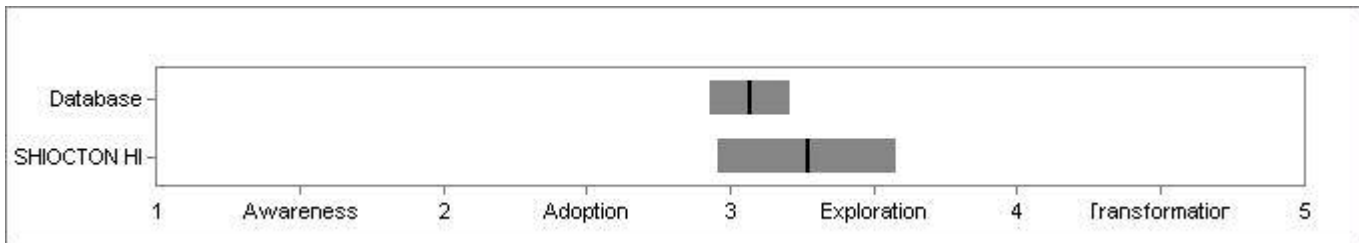
**Database:** Mean = 2.63    Variation = 0.12  
**SHIOCTON HI:** Mean = 2.68    Variation = 0.16

**Indicator: Professional Practice and Productivity**



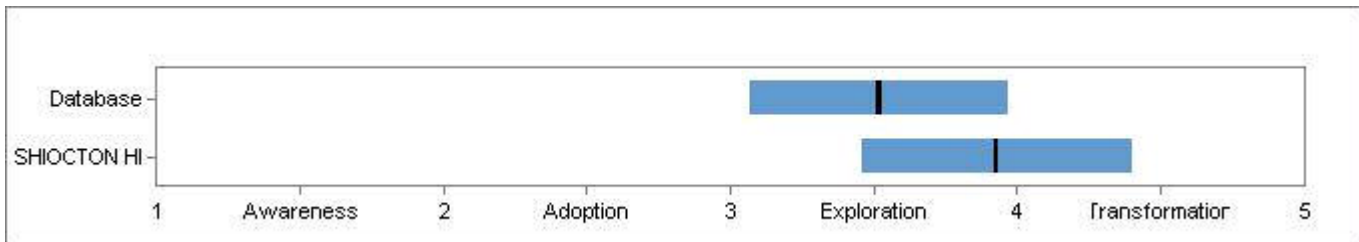
**Database:** Mean = 3.26    Variation = 0.11  
**SHIOCTON HI:** Mean = 3.42    Variation = 0.12

**Indicator: Social, Ethical, and Legal Issues**



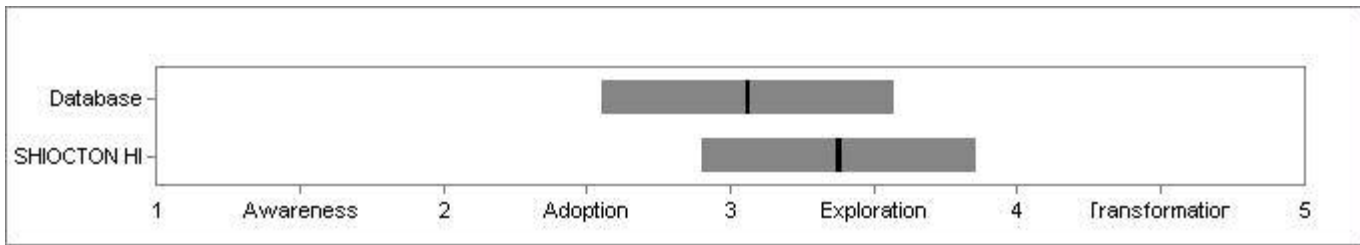
**Database:** Mean = 3.07    Variation = 0.14  
**SHIOCTON HI:** Mean = 3.27    Variation = 0.31

**Condition: Digital-Age Equity**




**Database:** Mean = 3.52    Variation = 0.45  
**SHIOCTON HI:** Mean = 3.93    Variation = 0.47

**Indicator: Digital Equity: Socioeconomic**



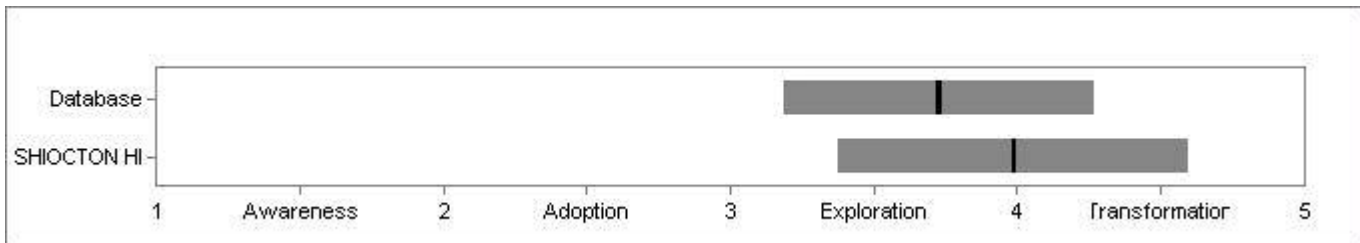
**Database:** Mean = 3.06    Variation = 0.51  
**SHIOCTON HI:** Mean = 3.38    Variation = 0.48

**Indicator: Digital Equity: Gender**




**Database:** Mean = 3.91    Variation = 0.47  
**SHIOCTON HI:** Mean = 4.5    Variation = 0.46

**Indicator: Digital Equity: Race**



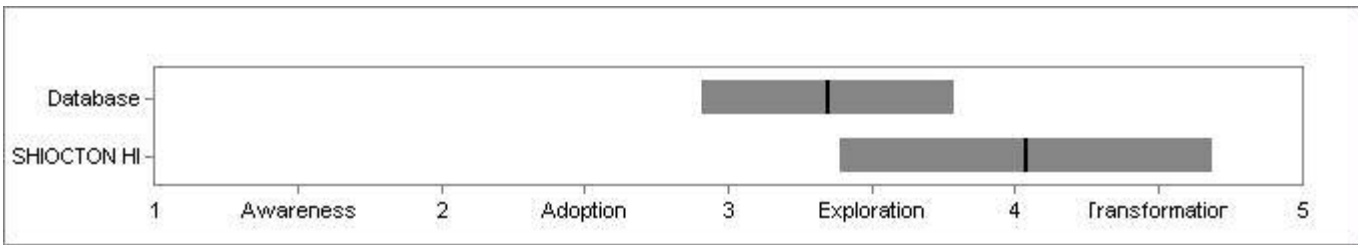
**Database:** Mean = 3.73    Variation = 0.54  
**SHIOCTON HI:** Mean = 3.99    Variation = 0.61

**Indicator: Digital Equity: Special Needs**



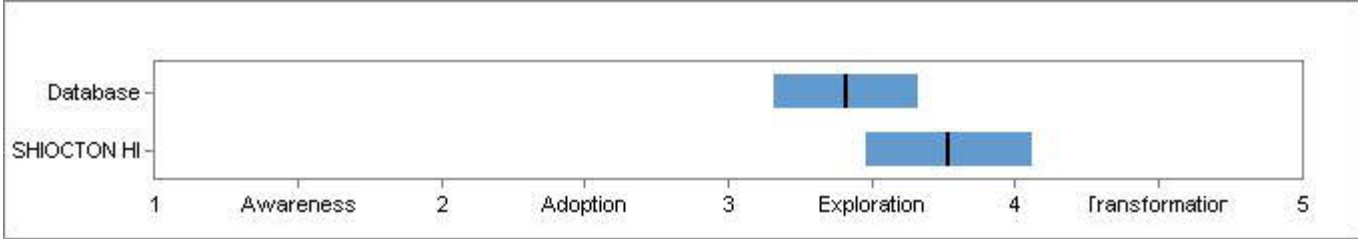
**Database:** Mean = 3.54    Variation = 0.27  
**SHIOCTON HI:** Mean = 3.76    Variation = 0.16

**Indicator: Digital Equity: Systemwide**



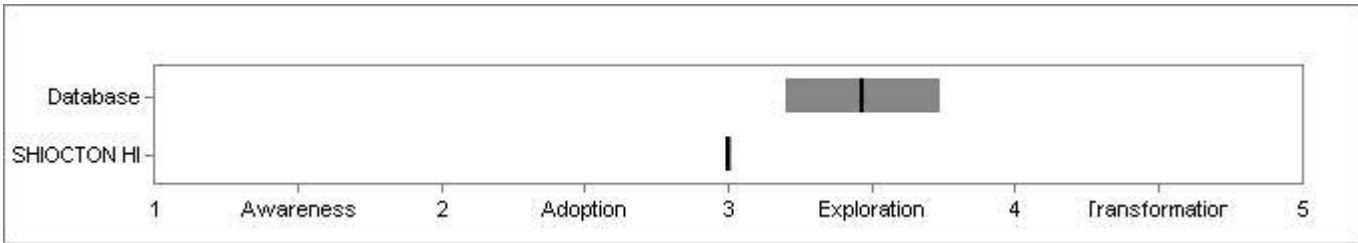
**Database:** Mean = 3.35    Variation = 0.44  
**SHIOCTON HI:** Mean = 4.04    Variation = 0.65

**Condition: Robust Access Anywhere, Anytime**




**Database:** Mean = 3.41    Variation = 0.25  
**SHIOCTON HI:** Mean = 3.77    Variation = 0.29

**Indicator: Technology Resources**



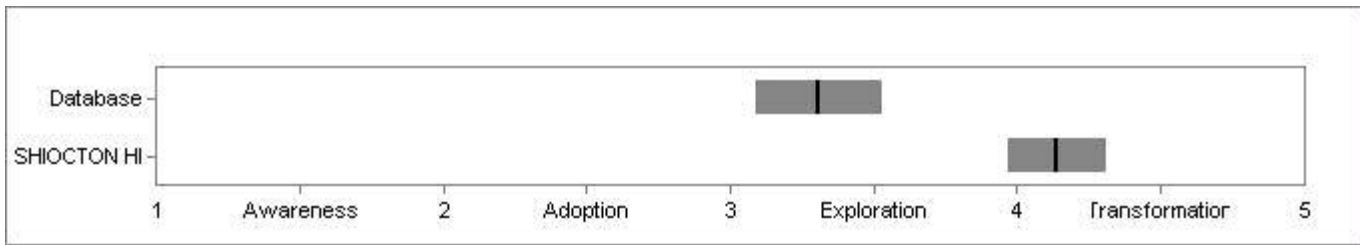
**Database:** Mean = 3.47    Variation = 0.27  
**SHIOCTON HI:** Mean = 3    Variation = 0

**Indicator: Connectivity**



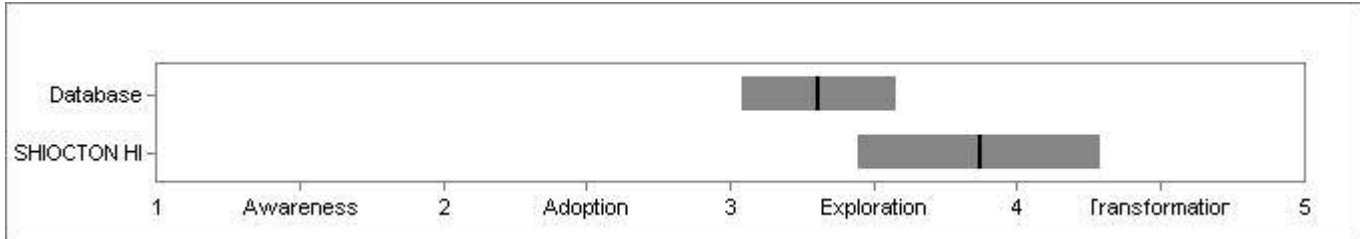
**Database:** Mean = 4.06    Variation = 0.2  
**SHIOCTON HI:** Mean = 4.46    Variation = 0.24

**Indicator: Technical Support**



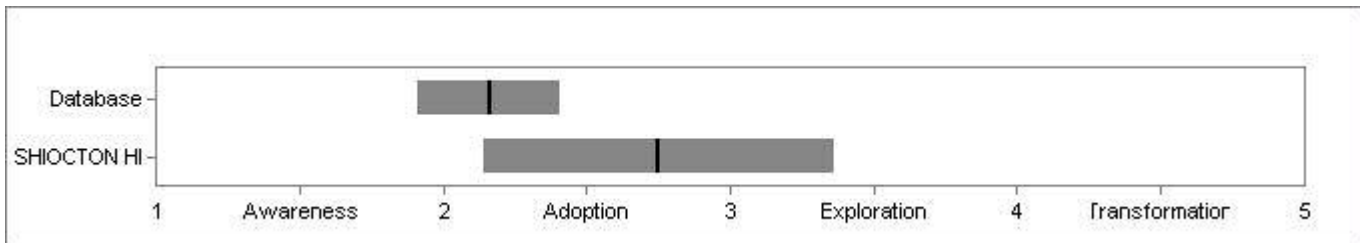
**Database:** Mean = 3.31    Variation = 0.22  
**SHIOCTON HI:** Mean = 4.14    Variation = 0.17

**Indicator: Technology-Ready Facilities**




**Database:** Mean = 3.31    Variation = 0.27  
**SHIOCTON HI:** Mean = 3.87    Variation = 0.42

**Indicator: Virtual Learning Opportunities**



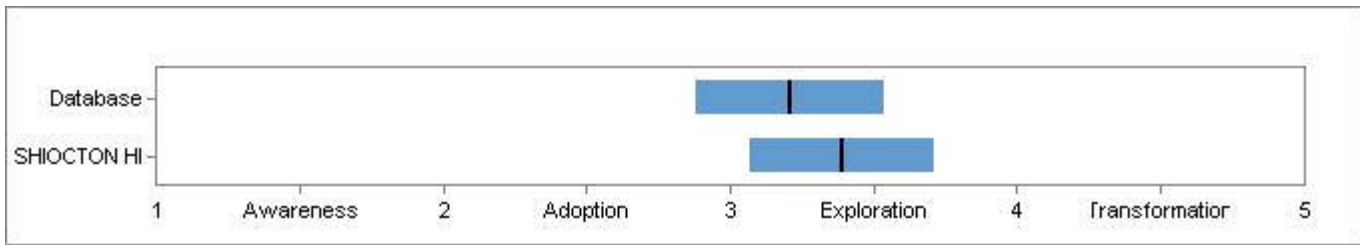
**Database:** Mean = 2.16    Variation = 0.25  
**SHIOCTON HI:** Mean = 2.75    Variation = 0.61

**Indicator: Administrative Processes and Operations**



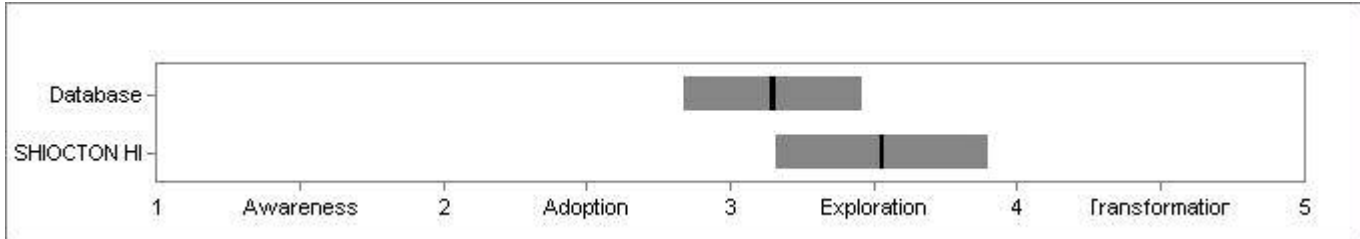
**Database:** Mean = 3.98    Variation = 0.29  
**SHIOCTON HI:** Mean = 4.39    Variation = 0.29

**Condition: Systems and Leadership**



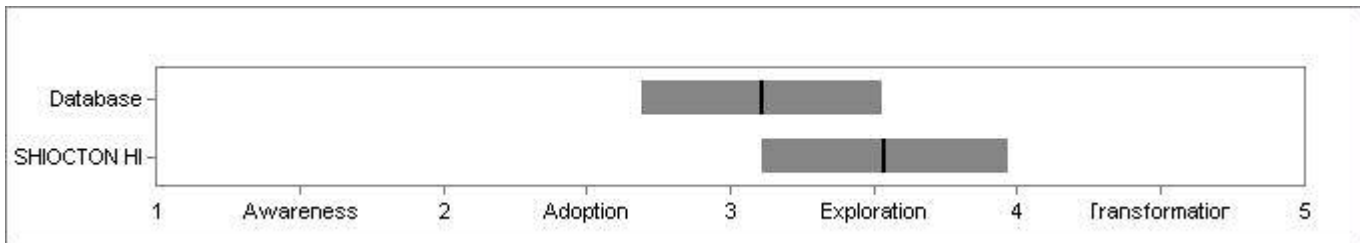
**Database:** Mean = 3.21    Variation = 0.33  
**SHIOCTON HI:** Mean = 3.39    Variation = 0.32

**Indicator: Systems Thinking and Process Reengineering**



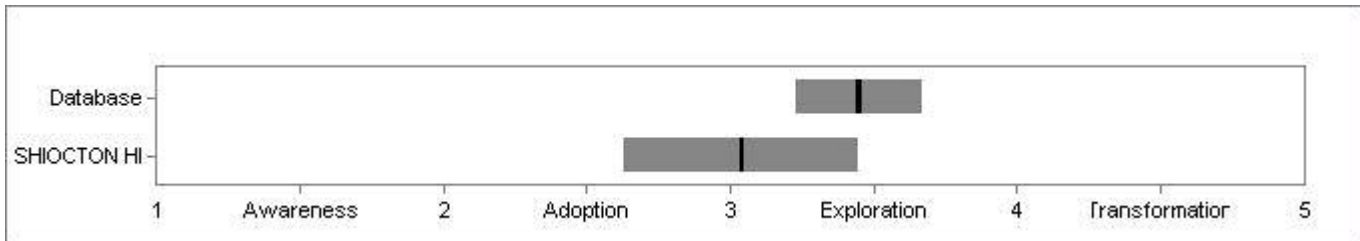
**Database:** Mean = 3.15    Variation = 0.31  
**SHIOCTON HI:** Mean = 3.53    Variation = 0.37

**Indicator: Digital-Age Standards and Assessments**



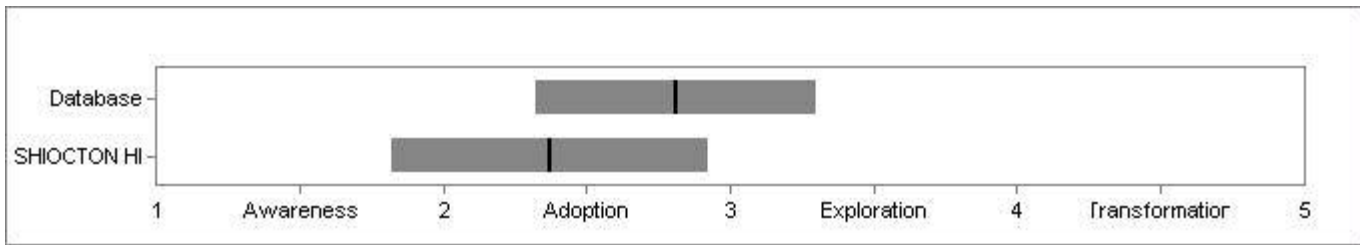
**Database:** Mean = 3.11    Variation = 0.42  
**SHIOCTON HI:** Mean = 3.54    Variation = 0.43

**Indicator: Culture of Learning and Innovation**



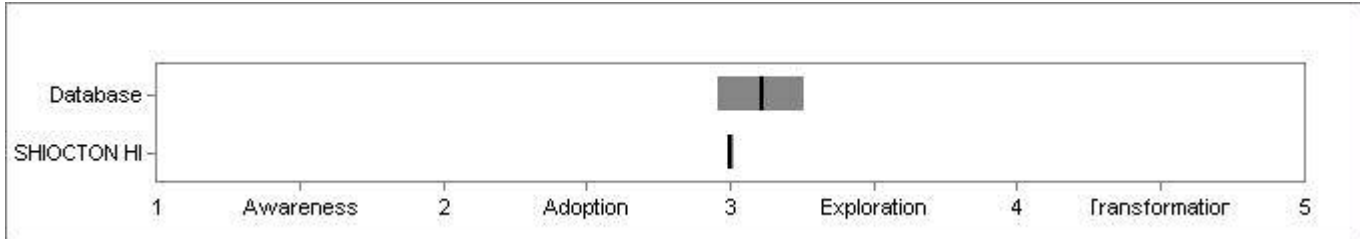
**Database:** Mean = 3.45    Variation = 0.22  
**SHIOCTON HI:** Mean = 3.04    Variation = 0.41

**Indicator: Community Connections**



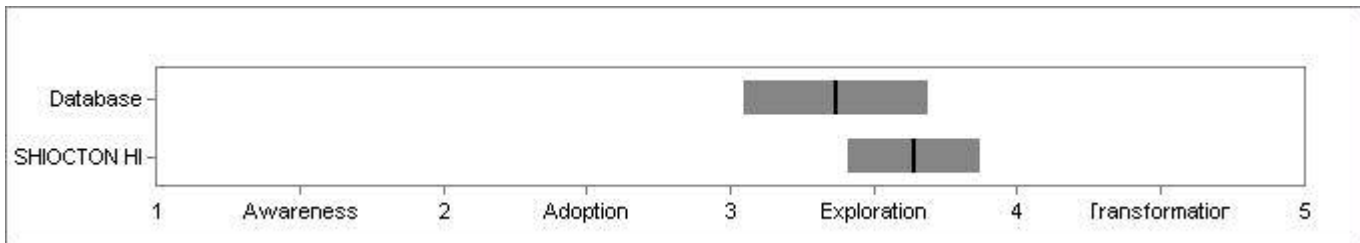
**Database:** Mean = 2.81    Variation = 0.49  
**SHIOCTON HI:** Mean = 2.37    Variation = 0.55

**Indicator: Administrator Proficiency**



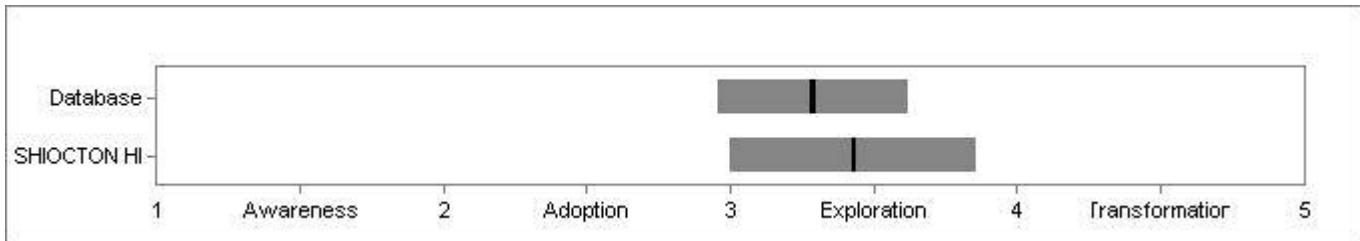
**Database:** Mean = 3.11    Variation = 0.15  
**SHIOCTON HI:** Mean = 3    Variation = 0

**Indicator: Professional Development**



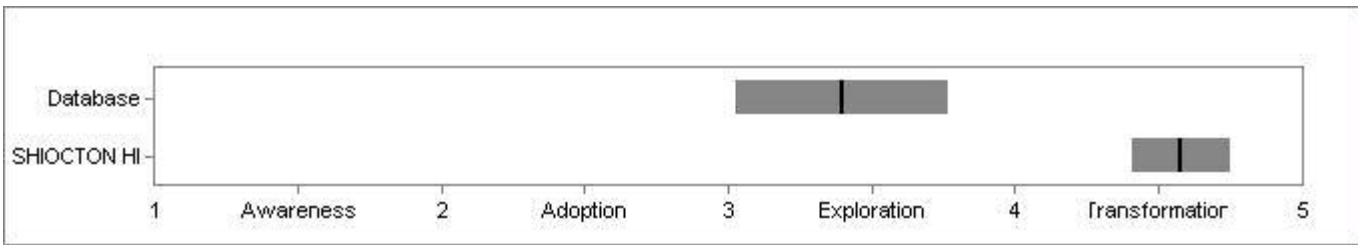
**Database:** Mean = 3.37    Variation = 0.32  
**SHIOCTON HI:** Mean = 3.64    Variation = 0.23

**Indicator: Data-Driven Decision Making and Accountability**



**Database:** Mean = 3.29    Variation = 0.33  
**SHIOCTON HI:** Mean = 3.43    Variation = 0.43

**Indicator: Comprehensive, Prioritized Funding**



**Database:** Mean = 3.4    Variation = 0.37  
**SHIOCTON HI:** Mean = 4.58    Variation = 0.17

enGauge Framework and Online Assessment © 2008 Learning Point Associates.